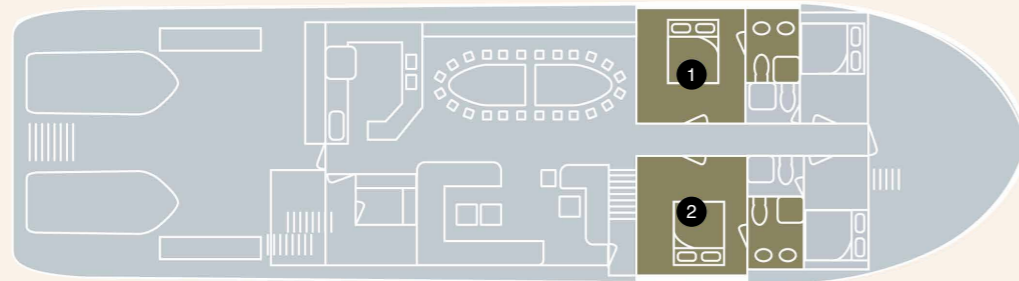




# ABOARD THE TRUE NORTH II

STATEROOM:  
**EXPLORER CLASS**



LOCATION:  
**MAIN DECK**


Located on the main deck, Explorer Class staterooms feature a walk-around queen size bed and a twin basin ensuite. Cabin size is 12 square metres (129 square feet). Other features include large panoramic windows and desk space.

**EXPLORER  
CLASS  
STATEROOMS :**

1. Dirk Hartog
2. Abel Tasman

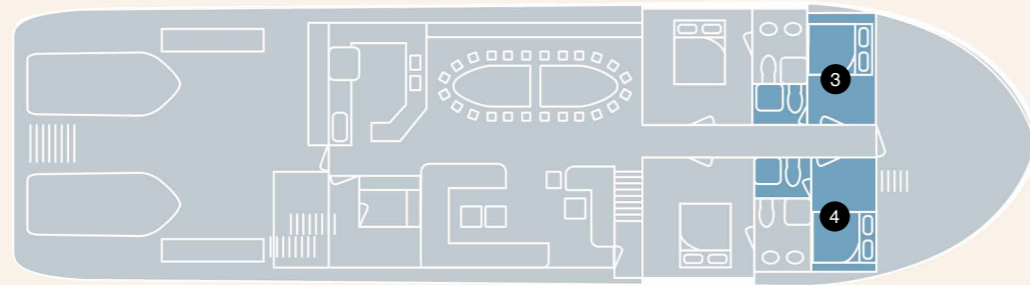
**FEATURES :**

- Approximate dimensions 3.4m x 3.4m
- Queen size bed
- 3 x large panoramic windows
- Spacious ensuite featuring twin basins
- Plenty of storage for clothing and other personal items
- Writing desk and chair
- Flatscreen TV and onboard entertainment system
- Air conditioning





STATEROOM:  
**RIVER PREMIUM**



LOCATION:  
**MAIN DECK**


Located on the main deck, River Premium staterooms feature a queen size bed and en-suite. Cabin size 7 square metres (75 square feet). Other features include large panoramic windows and in-cabin entertainment.

RIVER PREMIUM  
STATEROOMS:

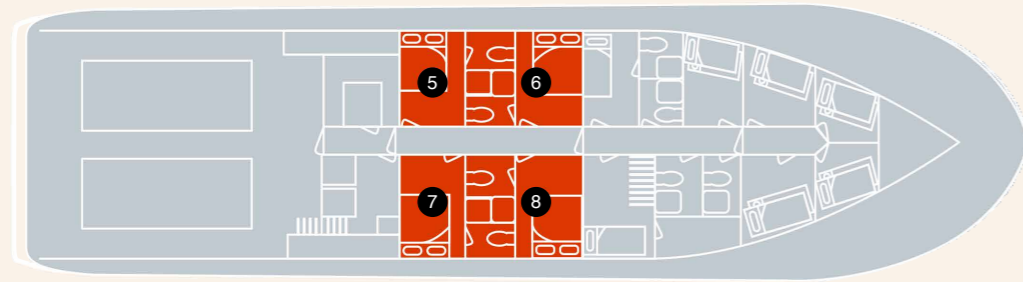
- 3. Pentecost
- 4. Ord

FEATURES:

- Approximate dimensions 3.1m x 2.1m
- Queen size bed
- Large windows allow plenty of natural light
- Plenty of storage for clothing and other personal items
- Flatscreen TV and onboard entertainment system
- Air conditioning



CABIN:  
**RIVER CLASS**



LOCATION:  
**LOWER DECK**



Located on the lower decks, River Class cabins feature a queen size bed and en-suite. Cabin size 7 square metres (75 square feet). Other features include large portholes and in-cabin entertainment. Option for pullman.

**RIVER CLASS CABINS:**

- 5. Roe
- 6. Sale
- 7. Charney
- 8. Glenelg

**FEATURES:**

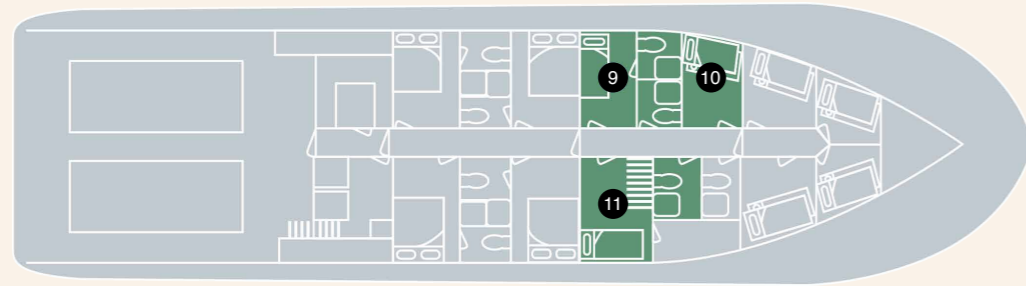
- Approximate dimensions 3.1m x 2.1m
- Queen size bed
- Large windows or portholes allow plenty of natural light
- Plenty of storage for clothing and other personal items
- Flatscreen TV and onboard entertainment system
- Air conditioning





CABIN:

## OCEAN CLASS



LOCATION:

## LOWER DECK

Located on the lower deck, Ocean Class cabins feature bunk configured singles and en-suite or private bathroom. Cabin size is approximately 5.6 square metres (60 square feet). Other features include a large porthole.

### OCEAN CLASS CABINS:

- 9. Montebello Is
- 10. Rowley Shoals
- 11. Abrolhos

### FEATURES:

- Approximate dimensions 2.7m x 2.0m
- Single beds
- Spacious ensuite or private bathroom
- Large portholes allow plenty of natural light
- Plenty of storage for clothing and other personal items
- Air conditioning





Vessel  
**TRUE NORTH II**



Ship specifications

Commissioned	February 1999
Flag	Australian
Refit	March 2024
Configuration	Mono-hull adventure cruise ship
Length	35 metres
Tonnage	281 tonnes
Draught	2.25 metres
Beam	9.11 metres
Crew	12 - 14 knots
Passengers	22
Cruising Speed	14 knots
Bow Thruster	100 kW
Propulsion	2 x MTU 16 cylinder 4 cycle turbocharged diesel engines
Auxiliary	2 x Perkins 6TG24M/Stamford 112.5 kVA generators
Range	2,000 miles
Water Making Capacity	3 x 2.2 kW reverse osmosis freshwater generation system
Motion Control	Computer controlled stabilizers
Safety	Full compliance under AMSA and IMO standard
Fuel	24,428 lts diesel/ 6,000 lts Jet A1/1,960 lts ULP
Cabin Features	En-suite, in-cabin entertainment and satellite telephone
Cabin Power	240 (Australian Socket)
Adventure Vessels	5
Helicopter	AS350 Squirrel (5 pax all facing forward/air conditioned)
Day Areas	Sun deck, combined dining saloon/lounge, alfresco bar and sports deck



